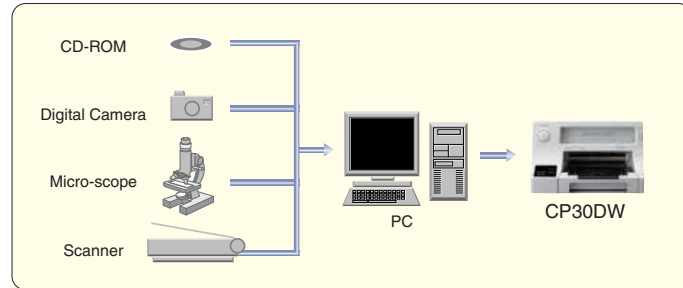


MITSUBISHI DIGITAL COLOR PRINTER



Print size	Image data	Print pixels	Printing time ("Standard" printing mode)
S-size	1600 x 1200	1600 x 1200	Approx. 16 sec.
L-size	2100 x 1600	2100 x 1600	Approx. 25 sec.

Note: "Printing time" refers to the time from printer start-up through end of paper output.

Specifications

Item	Details
Printing system	Dye-sublimation thermal transfer
Head resolution	423DPI
Print resolution (dots)	1600 x 1200 (S-size) 2100 x 1600 (L-size)
Gradation	256 gradation each for YMC 16.7-million hue full color
Printed form size (mm)	S-size: 100 x 94 L-size: 148 x 100
Photo print size (mm)	S-size: 96 x 72 L-size: 126 x 96
Paper capacity	S-size: 80 sheets L-size: 50 sheets
Printing time	S-size: Approx. 16 sec. L-size: Approx. 25 sec.
Interface	High-Speed USB 2.0
Memory capacity	2-Frames: 32MB
Dimensions (mm)	Width 212 x Height 125 x Depth 425
Weight	Approx 7.3kg (main unit only)
Power supply	120V AC 50 / 60Hz, 220-240V AC 50 / 60Hz
Power current consumption	120V AC 1.5A (printing), 0.2A (standby) AC220-240V 0.9A (printing), 0.2A (standby)
Safety Standard	EN60950-1, EN60601-1, TUV-GS, TUV-GM UL60950-1, UL60601-1, CSA C22.2 No.60950-1, No.60601.1
Accessories	AC power cord, paper cassette, instruction manual, Printer driver (CD-ROM Window [®] XP/2000 compatible)

*Printing time and Power current consumption are values for "Standard" printing mode.

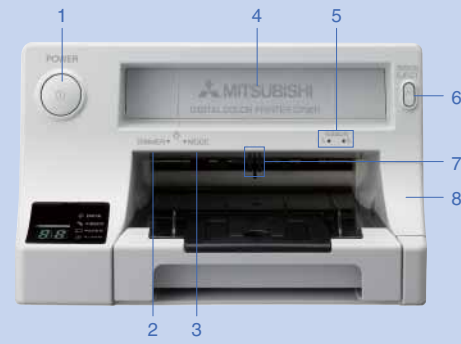
*The printer is not a medical device, thus, any printed images are for reference only and it should not be used for diagnosis unless such application has been designated under approval as diagnostic imaging equipment.

*The Mac OS X printer driver may be downloaded from the Mitsubishi Electric printer website.

Options (paper/ink ribbon sets)

Model Name	Specifications
CK30S	S-size printing paper & ribbon cartridge, 80 sheets x 3 packs
CK30L	L-size printing paper & ribbon cartridge, 50 sheets x 4 packs

Part Names



1. POWER button
2. DIMMER button
3. MODE button
4. Ribbon cartridge insert slot
5. Ribbon size indicator
6. RIBBON EJECT button
7. Stack sensor
8. Dial cover
9. USB terminal
10. DIP switch
11. AC LINE socket
12. Equipotential terminal

External Dimensions (unit: mm)



*Windows[®] is a registered trademark of Microsoft Corporation in the United States and other countries.
*Macintosh, Apple, and Mac OS are trademarks of Apple Computer, Inc.
*Other company and product names appearing in this catalogue are trademarks or registered trademarks of the respective companies.



MITSUBISHI ELECTRIC

MITSUBISHI DIGITAL COLOR PRINTER CP30DW

Picture perfect image quality at 423DPI.
User-friendly front access.



High resolution
423DPI



MITSUBISHI ELECTRIC CORPORATION
HEAD OFFICE : TOKYO BLDG., 2-7-3, MARUNOUCHI, CHIYODA-KU, TOKYO 100-8310, JAPAN

DIGITAL COLOR PRINTER **CP30DW** NEW

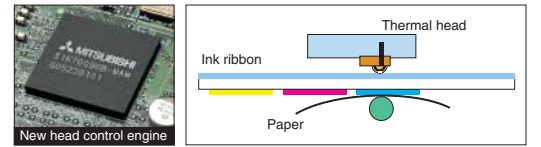
High resolution
423DPI

Superior quality, high-speed printing, easy paper feed and ink change operations directly from the front of the unit. Our digital printer is equipped to support today's medical needs.

The quest for printers with even higher image quality and ease of use. The Mitsubishi Electric CP30DW delivers high image definition at 423DPI, combined with versatile front operation from ink replenishment through printing images. A compact digital printer, developed with the user-friendly needs of today's health care in mind.

With 423DPI high resolution and a new head control engine, each reproduction is as exquisite as the next; line by line and dot by dot.

Our new head control engine exercises thermal control over a wide dynamic range of 16bit. This instant and optimum thermal control of the thermal head means vivid, smear-free gradation images. Also reduces heat impact between adjacent dots, producing small dot to an exciting new heights. As a case in point – brilliant reproduction of white letters against black backgrounds, will prove this effect.

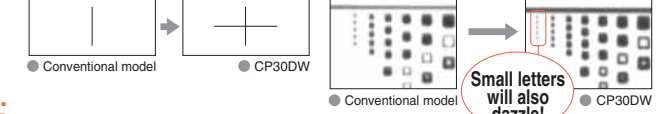


Say goodbye to conventional color smearing, letter scrunching and other nagging problems.

The key to vivid, smear-free gradation.



Enhanced reproduction for each line and dot, with smart clarity in horizontal lines and small letters.



High-speed output – 16 seconds for S-size prints.

Printing is swift – only 16 seconds for S-size, 25 seconds for L-size.

S-size: 16 sec. L-size: 25 sec.

Stable Ink Ribbon

The new CP30DW ink ribbon formulation reduces ink migration from printed images during archival storage thus reducing costly reprints from other conventional printers.

Automatic loading for trouble-free ribbon cartridge replacement.

Single-action operation, by placing the ribbon cartridge into the front of the unit. When the ink cartridge runs out, the cartridge is automatically ejected for easy replacement. Thus ends the trouble of opening and closing the drawer; replacing ink cartridge is quick and efficient.

Space-saving unit storage.

Effortless cartridge insertion and removal, even with the printer in a rack.

Effective heat and dust case design.

The case design provides an efficient cooling of the thermal head and power supply unit, with air ducts ensuring the gentle flow of side intake air to the front. Clears dust better than any other unit, for peace of mind in extended use.

Front design easy to view and operate.

Printer operation panel functions are displayed on the front of the unit. With an LED display identifying "data being processed" and several operation modes at a glance. Printing status is extremely clear, even with the unit placed in a rack mount or other mounting configuration. High-speed prints in a mere 16 seconds for S-size, and 25 seconds for L-size.

Lighting to track print status.

The paper eject port is equipped with a lighting function. With this design, the unit illuminates from initial data processing to printout. A handy feature when working in dim areas or dark rooms.

Paper cassette crafted for easy mounting.

We've adopted a logically smooth-shaped slot to accommodate paper cassette insertion from all possible angles. Allowing for a smooth and secure mounting process each time.

Paper catcher with room to spare.

The wide-mouth paper catcher is built with leeway right and left, making smooth pickups of each and every printout.



NEW
CP30DW
DIGITAL COLOR PRINTER